

Feline 3X

- Feline Leukemia Virus Antigen
- Feline Immunodeficiency Virus Antibody
- Feline Coronavirus Antibody

Combo Test



Bioguard Feline 3X Test is a sandwich lateral flow immunochromatographic assay, developed and manufactured by Bioguard Corporation, for rapid and qualitative detection of Feline 3X Test in cat's serum, plasam, pleural effusion and ascites. The test device has a testing window, coated by an invisible T (test) zone and C (control) zone. When sample is applied into the sample well on the device, the reagent will laterally flow on the surface of the test strip. If there is enough FeLV Ag / FIV Ab / FCoV Ab in the sample, a visible T band will appear. The C band should always appear after a sample is applied, indicating a valid result. By this means, the device can accurately indicate the presence of FeLV Ag / FIV Ab / FCoV Ab in the specimen.

KIT COMPONENTS

COMPONENTS	5 TESTS /BOX	10 TESTS /BOX
FeLV Ag / FIV Ab / FCoV Ab test device	5	10
Disposable droppers	10	20
EDTA blood collection tube	5	10
FeLV assay buffer bottle	1	1
FIV assay buffer bottle	1	1
FCoV assay buffer tube	5	10
Instruction manual	1	1

SPECIMEN

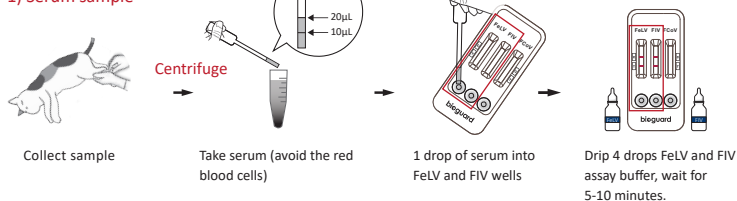
Cat's serum, plasam, pleural effusion and ascites(pleural effusion and ascites for FCoV only).

TEST PROCEDURE

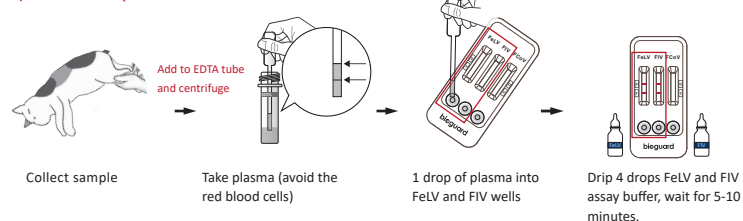
- Remove the sealed pouch, assay buffer bottles and EDTA blood collection tube from the box.
- Take out the cassette from the foil pouch and place it horizontally on a clean surface.
- Take cat's serum, plasma (centrifugation from EDTA tube) ,pleural effusion and ascites as sample (Pleural effusion and ascites for FCoV only).
- **FeLV and FIV:**
Take sample by disposable dropper, drip 1 drop (20 μ L) of sample and immediately drip 4 drops (100 μ L) FeLV and FIV assay buffer into corresponding wells.
- **FCoV:**
Take 1 drop (20 μ L) of sample by disposable dropper dropper into a vial of assay buffer and mix well. Then drop 4 drops of the diluted sample into the well.
- Interpret the result in 5-10 minutes. The result after 10 minutes is not allowed to be read.

FeLV and FIV:

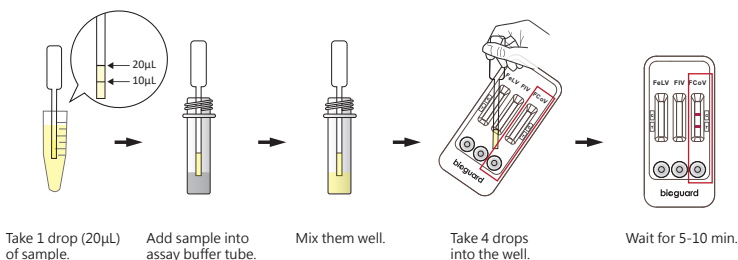
1) Serum sample



2) Plasma sample

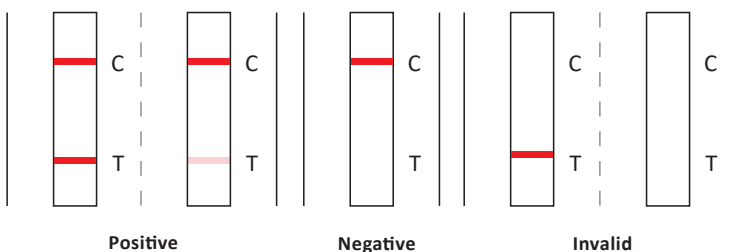


FCoV:



INTERPRETATION OF RESULTS

- 1) Positive:** The presence of both C and T band, no matter T band is clear or vague.
- 2) Negative:** Only clear C band appears.
- 3) Invalid:** No colored band appears in C zone, no matter whether T band appears.



STORAGE

- The kits should be stored between 2-30°C. DO NOT FREEZE. If they are stored under cold circumstance, keep them at room temperature for 15~30 minutes before use.
- Do not store the test kit in direct sunlight.
- The test kits are stable through the expiration date (24 months) marked on the foil pouch.

PRECAUTIONS

- For best results, please strictly adhere to these instructions.
- Please pay attention to the expiration date marked on the foil pouch before using. Do not use the expired kits.
- Do not remove the kit from the foil pouch until the test is ready to be carried out in case the kit is overly exposed to the air and affected by humidity, and all the manipulating process should be finished within 10 minutes after the foil pouch is opened.
- All the test devices in the box, including test kit, dropper, assay buffer and EDTA tube are all disposable. Do not reuse. Once the test is finished, please properly discard all specimens and kits in accordance with Good Laboratory Practice (GLP).
- Do not move the test strip after sample applying into the sample well in case of abnormal occurrence on the test strip.
- The components in this kit have been quality-control tested as standard batch unit. Do not mix components from different lot numbers.

LIMITATION

The test is for veterinary use and in vitro diagnosis only, and **it is not able to exclude all the possibility of false negative and false positive results caused by various factors.** Hence, besides the results from test kits, veterinarians should also consider other clinical information and laboratory diagnostic methods to make the definite diagnosis in practice.