



VETlabs Feline Leukemia Virus (FeLV) Ag/ Feline Immunodeficiency Virus (FIV) Ab Combo Test is a sandwich lateral flow immuno-chromatographic assay, developed and manufactured by Bioguard Corporation, for rapid and qualitative detection of Feline Leukemia Virus antigen and Feline Immunodeficiency Virus antibody in cat's blood. The test device has a testing window, coated by an invisible T (test) zone and C (control) zone. When sample is applied into the sample well on the device, the reagent will laterally flow on the surface of the test strip. If there is enough FeLV Ag / FIV Ab in the sample, a visible T band will appear. The C band should always appear after a sample is applied, indicating a valid result. By this means, the device can accurately indicate the presence of FeLV Ag / FIV Ab in the specimen.

KIT COMPONENTS

10 test kits per box, contain the following components:

- 10 Foil pouches, each containing a cassette, disposable dropper and desiccant
- 10 EDTA blood collection tubes
- 1 FeLV assay buffer bottle
- 1 FIV assay buffer bottle
- 1 Instruction manual

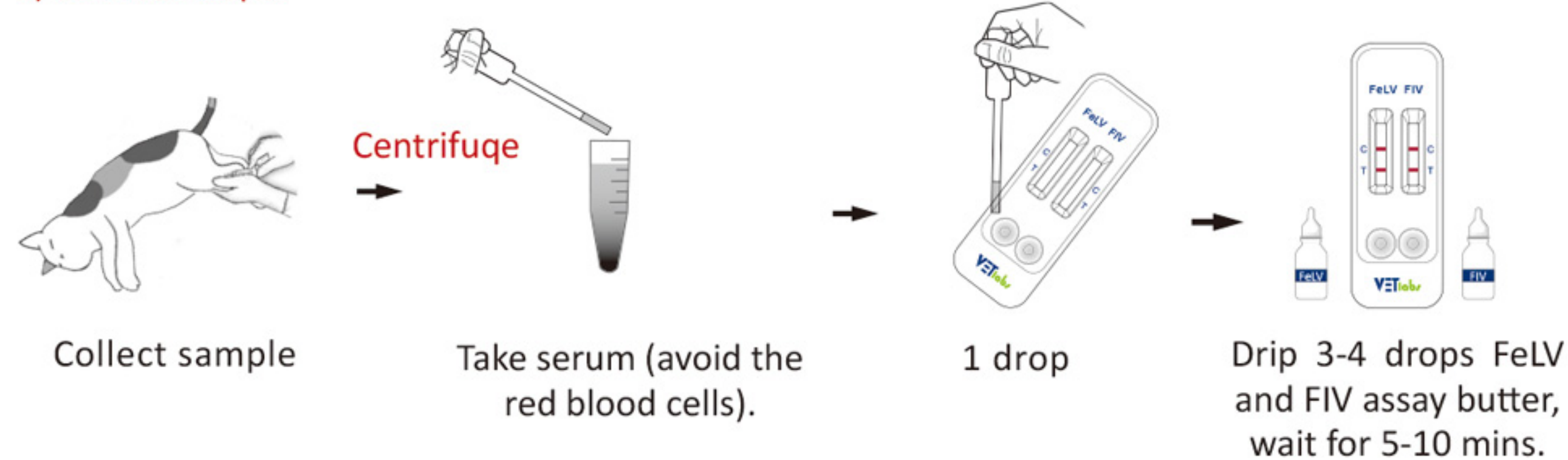
SPECIMEN

Serum, plasma or blood.

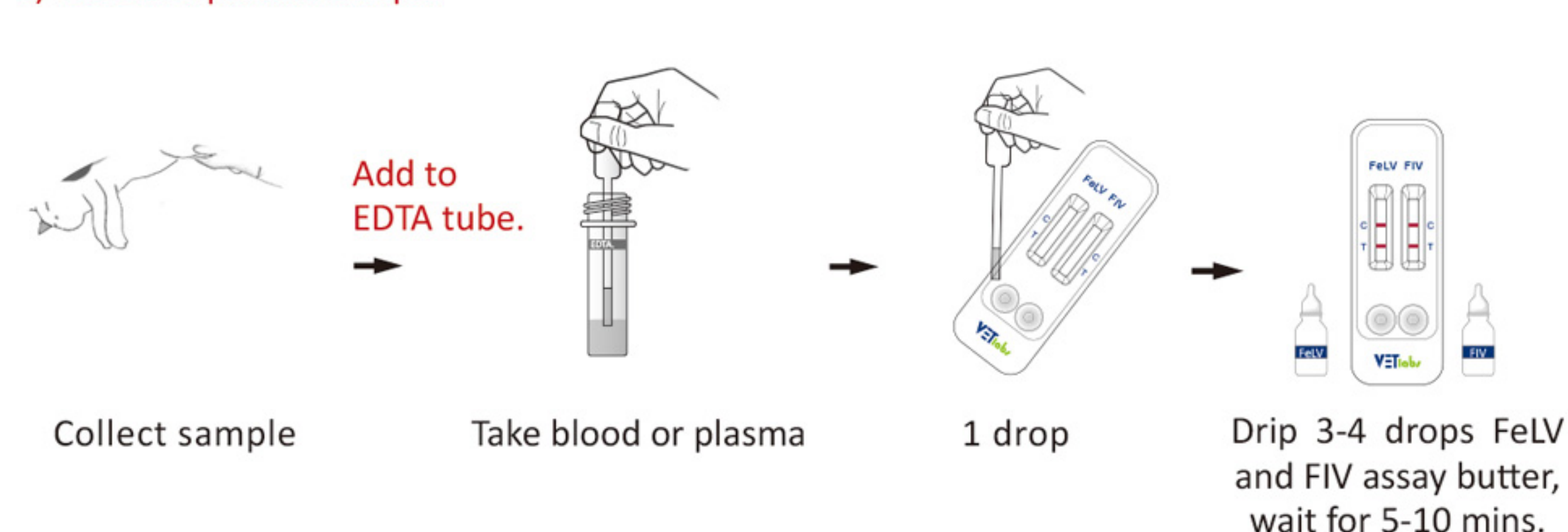
TEST PROCEDURE

- Remove the sealed pouch, assay buffer tube and EDTA blood collection tube from the box.
- Take out the cassette from the foil pouch and place it horizontally on a clean surface.
- Take cat's blood (less than 1 mL blood into EDTA tube), serum or plasma as sample.
- Take sample by disposable dropper in the foil pouch, drip 1 drop of sample and immediately drip 3-4 drops FeLV and FIV assay buffer into corresponding wells.
- Interpret the result in 5-10 minutes. The result after 10 minutes is not allowed to be read.

1) Serum sample

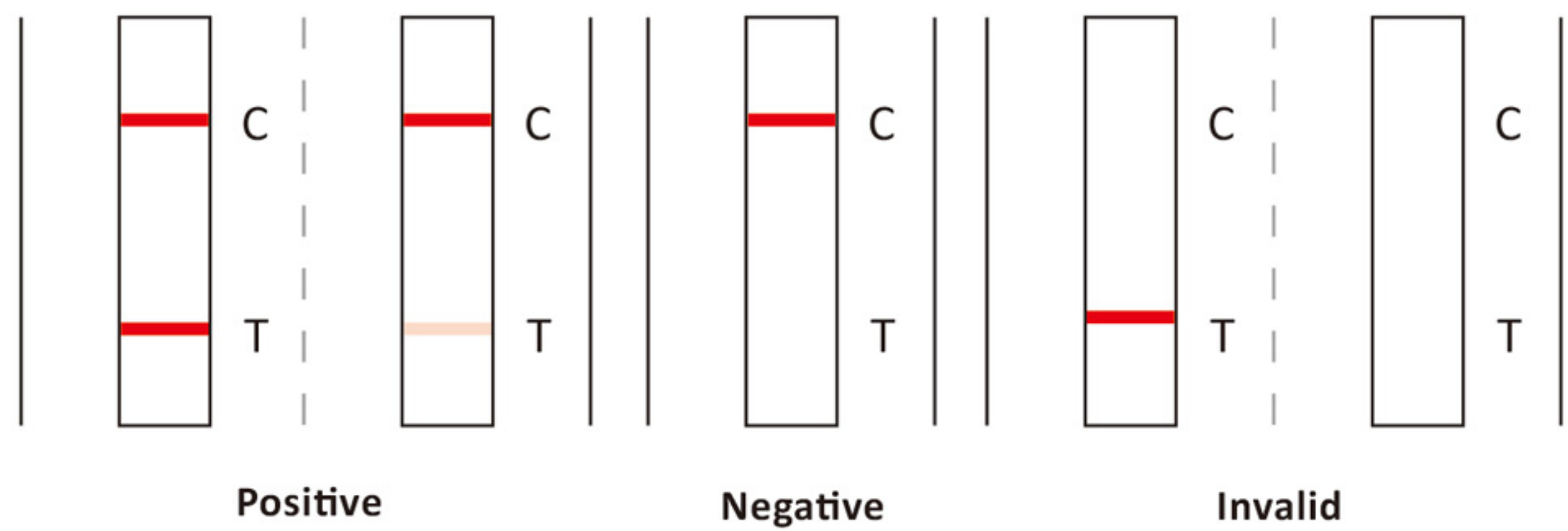


2) Blood or plasma sample



INTERPRETATION OF RESULTS

- 1) Positive:** The presence of both C and T band, no matter T band is clear or vague.
- 2) Negative:** Only clear C band appears.
- 3) Invalid:** No colored band appears in C zone, no matter whether T band appears.



STORAGE

- The kits should be stored between 2-30°C. DO NOT FREEZE.
- Do not store the test kit in direct sunlight.
- The test kits are stable through the expiration date (18 months) marked on the foil pouch.

PRECAUTIONS

- For best results, please strictly adhere to these instructions.
- Please pay attention to the expiration date marked on the foil pouch before using. Do not use the expired kits.
- Do not remove the kit from the foil pouch until the test is ready to be carried out in case the kit is overly exposed to the air and affected by humidity, and all the manipulating process should be finished within 1 hour after the foil pouch is opened.
- All the test devices in the box, including test kit, dropper, assay buffer and EDTA tube are all disposable. Do not reuse. Once the test is finished, please properly discard all specimens and kits in accordance with Good Laboratory Practice (GLP).
- Do not move the test strip after sample applying into the sample well in case of abnormal occurrence on the test strip.
- The components in this kit have been quality-control tested as standard batch unit. Do not mix components from different lot numbers.

LIMITATION

The test is for veterinary use and in vitro diagnosis only, and **it is not able to exclude all the possibility of false negative and false positive results caused by various factors.** Hence, besides the results from test kits, veterinarians should also consider other clinical information and laboratory diagnostic methods to make the definite diagnosis in practice.